



THE ESTATE



Groundworth

GROUNDS FOR GROWTH

The Estate - Vidyala Junction



The Estate - an exclusive land and housing development crafted for families, investors, and professionals seeking value, connectivity, and long term growth.

Nestled just 700 meters from Vidyala Junction, this neighborhood offers unmatched convenience, surrounded by supermarkets, restaurants, schools, and major urban hubs.

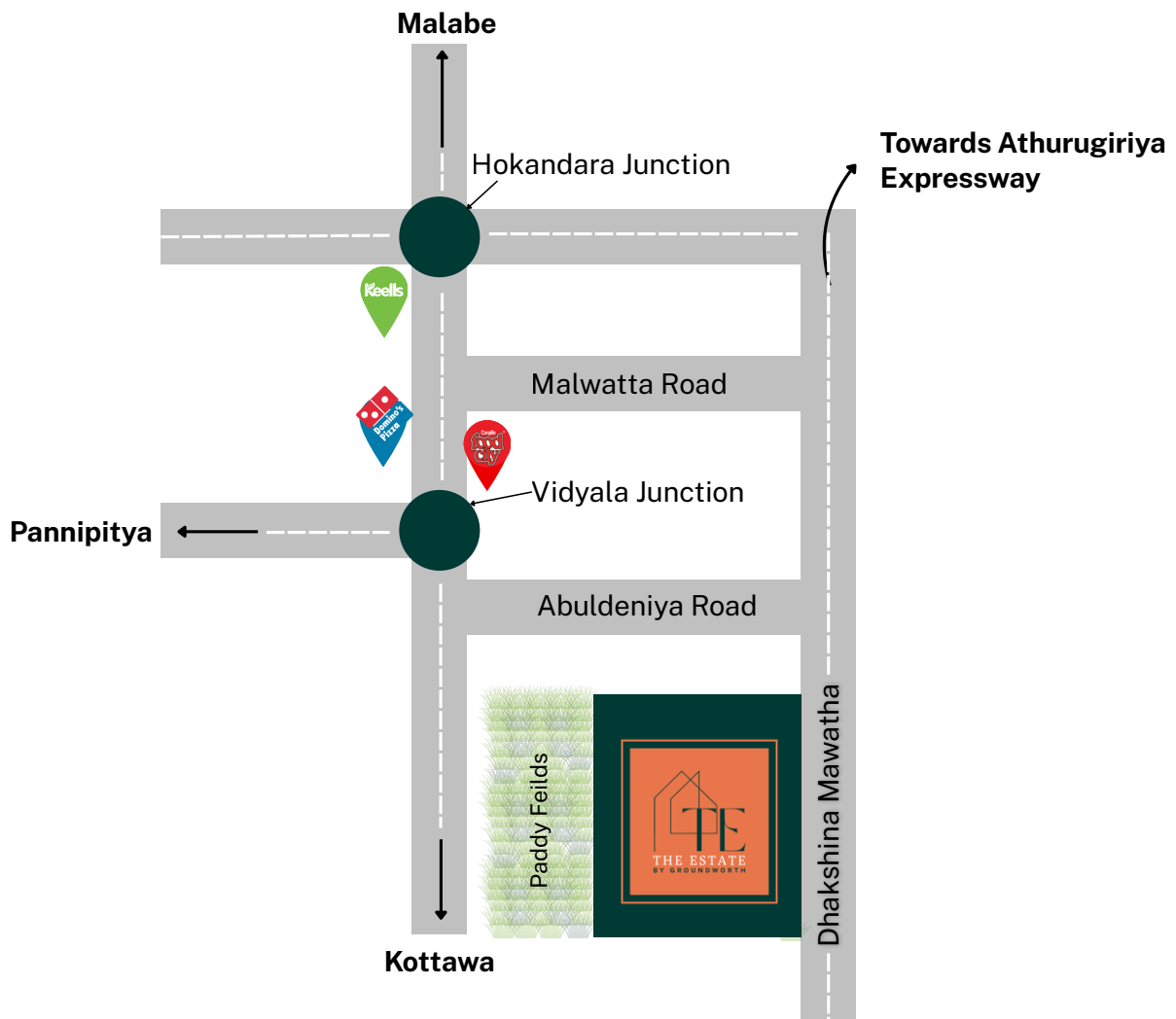
The Estate brings together location, accessibility, and elevated living, making it one of Hokandara's most desirable new projects.

Project Highlights :

- ✔ 6-perch and above land plots
- ✔ 5 elegantly designed luxury houses
- ✔ Carpeted internal roads
- ✔ Fully approved development with clear deeds
- ✔ ROI projected at 37.5% within the next 2 years
- ✔ Electricity & pipe-borne water



The Estate - Road Map



Commute & Connectivity :

- ✔ 700m to Vidyala Junction
- ✔ 5 minutes to Thalawathugoda Town
- ✔ 10 minutes to Battaramulla & Maharagama town
- ✔ 2 km to Athurugiriya Interchange
- ✔ 4 km to Kottawa Interchange
- ✔ 4 km to Hemas Hospital
- ✔ 2 km to Vidura College, Hokandara
- ✔ Surrounded by leading supermarkets

The Estate - Vidyala Junction

Pricing & Payment Plan :

Land Prices Starting at	LKR 11,500,000	
Reservation Fee	LKR 500,000	Immediate
Down Payment	30%	within 14 Days
Final Settlement	70%	within 30 days

